


中國教育研究



.....	02
—— 29	10
.....	16
——	21
<div style="border: 1px dashed black; height: 100px; width: 100%;"></div>	

学科评估的方法、指标体系及其政策影响： 美英中三国的比较研究

NRC 1982
 2006
 NRC 1995
 2006
 5
 500
 5
 25
 5
 5
 3
 1982
 2012
 2000 2006 5000 1
 2014

1982	32	2000	5000	228	325
1995	41	3000	8000	274	334
2006	62	5000	-	221	413

1924 Raymond M Hughes 4
 20
 80
 1982
 1982 1995

NRC ,
 NRC
 Haniet Zuckerman
 Ronald G. Ehrenberg
 U.S. News & World Reports
 “ ”

2
 3
 4
 7
 1996 2893 2014 7644

3

1
 Peter J. Mucha ,NRC
 , S R
 ,
 ,
 S

1996		191	68	2893	55000	-
2001		200	70	2598	80000	-
2008		159	67	2363	50000	800
2014		154	36	7644	52061	1157

2
 3

20 80

1

REF

1984

2

1986 1989 1992
 1996 2001 2008 6
 2014
 Exercise, RAE Research Assessment
 Framework REF REF Research Excellence

1

3

REF 2014
2014 REF

2014 REF

RAE

REF “ ”

75% 20%, 2008 RAE 5% 2014 REF 15%
65% 20%,

1999-2000 8.55 97%
RAE

1986 RAE

2006

1996 RAE 4
“

” 2014 REF 4 3

		65%
		20%
		15%

RAE

1997 Ian McNay 34%
RAE 32%
RAE 70%
RAE 65%
RAE 2010

4 2014

REF

20%

“ ” 1992-2014 30% 2001-2014
15%

RAE

15% 76% 3 25% 100

1995 2012

5 2002

2006 2012 1

2

3

2006 9 5

2002

1366 2012 4235 2012 17 7 4

5

2002	220	1366	80	-
2006	331	2369	50	2300
2012	391	4235	95	5000

2006 2012

1

“ ” “ ”

2 ”

3

4

50 100

30

500

5

“

”

3

2012

Stephen Stigler

NRC

RAE

RAE

,

“ 985 ”

2006

2012


2014 REF

Henkel

“ ”

高水平大学优势学科布局与选择的量化分析

——基于中美两国29所世界一流高校的数据



50
 “ ” “ ” “
 ”

Social Sciences & Humanities
 Public Affairs
 Health
 Fine Arts 11
 Science
 Social Sciences & Humanities

1.

“ ”
 Humanities “ ”
 11 program

2012 20 17
 QS 2012 20 13
 TIMES 20 15
 11
 20
 12 20 1

12 50
 3 50
 50 18
 50 7

		QS	TIMES
1	1	3	4
2	2	15	2
3	3	1	5
4	4	22	9
5	6	10	1
6	7	9	6
7	8	11	14
8	9	8	10
9	11	7	11
10	13	14	18
11	14	12	15
12	18	16	16

2

U.S. News

10
 16 10
 10
 5
 1
 6
 5
 8 7 1
 9 1

12
 “ ” Grad School
 Rankings U.S. News
 Business
 Education Engineering Law
 Medical Science

100% 50
 12
 6
 50 11
 4
 9 12

			1	1	3	4	4	6	6	8	10	13	15	21	
7			2	2	10	10	6	1	2	18	7	24	13	2	12
			1	5	11	11	7	1	1	17	1	19	7	5	12
			4	16	13	10	13	1	4	19	1	21	10	1	12
			2	7	7	15	13	2	1	20	5	5	11	2	12
			17	8	20	17	35	1	1	17	11	28	5	1	12
	23	17	34	15	—	1	2	22	4	25	13	3	11	11	
		1	—	7	8	8	—	2	4	—	3	16	—	8	8
11			1	1	7	10	1	1	5	9	15	24	18	5	12
			4	1	1	7	4	27	4	9	—	11	11	1	11
			2	4	4	4	8	—	2	4	—	13	8	1	10
			4	7	4	14	21	9	1	12	—	26	14	2	11
			1	2	4	7	12	8	2	28	—	40	19	6	11
			6	1	20	12	6	—	4	10	—	27	17	1	10
		1	—	13	8	6	4	1	3	—	—	16	1	9	9
		2	—	1	4	4	—	2	7	—	—	13	9	8	8
		3	5	—	29	23	—	—	42	—	42	37	6	8	8
		3	—	—	5	—	—	5	7	—	2	—	12	6	6
		—	—	1	10	—	—	36	45	—	—	36	36	6	6
50	17	13	16	18	15	11	17	18	7	15	17	17			
10	15	11	10	11	9	10	16	8	5	3	4	15			
1	5	3	3	0	1	6	5	0	2	0	0	6			

2

1.

50 2012

2013

2013

2013

12

110

20

14

4

20

17

17

“ 985 ”

3


82

100

82%

		50			
1		1	2	2	1
2		9	22	12	16
3		3	5	6	3
4		12	10	8	17
5		17	11	13	11
6		6	6	5	6
7		10	14	10	14
8		2	3	1	2
9		8	4	7	5
10		21	8	12	13
11		15	20	19	23
12		14	7	13	9
13		13	15	13	18
14		5	1	3	4
15		7	17	4	10
16		4	18	8	12
17		16	8	18	7

		2011	
7			
		46	
		11	
11		2	
		3	
		3	
		5	



3 5
18 50 15
15 16 15
15 50

11 0

80

“ ”

“ ”

3

8

1

12

1508

975

258

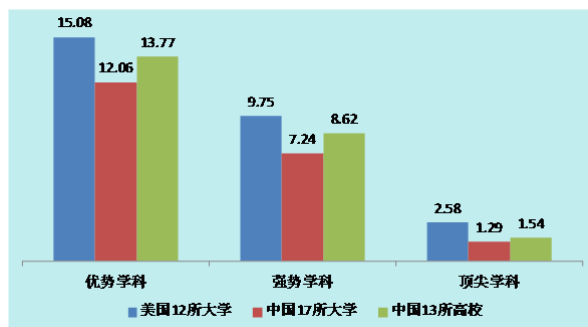
1206

7.24 1.29

50

13

10



&	50%	
	50%	
&	50%	
	50%	

29

12%

30%

30

”

12

“

”

4

25

13

1

20

“ ”

“

”

“

1939

”

8

tenured faculty

“

8

“

”

”

25%- 30%

5%- 10%

“

”

brahmin university

“

“

”

”

meritocratic university

1872

“

”

“

”

4

19

19

“

”

“

1890

20

”

“

” 1909

16

6

4

“

4

6

1941

”

“

” 20 70

“

“

”

.....

‘ ’

“

”

“

”

“

‘ ’

”

.....

.....

‘

‘ ’

“

”

“

”

20

1876

“

19

”

“

‘ ’

‘ ’

9

”

1869

“

”

.....

”

“

”

“

”

“

“

”

”

“

“

”

2001

”

“

”

“

“

”


“

”

.....38

一流的学科建设何以可能？

——从南国农之问看美国七所大学教育技术学科建设



1

		75	21	1923	24
		62	55	1948	8
		62	46	60	11
		101	43	1968	9
		5	4	1986	15
		90	52	1996	19
		45	26		10

1

2

12 IST 15-18
9 IST

“ ” Portfolio

1 Indiana University
1913 — Loan Exhibition of
Pictures IU visual instruction
IU 1922
1941 Ole Larson James
Finn “ ” Larson IST
10
20 50

completed program of studies from

IST
3 Residency IST

50 60 IU
the Educational Media Department
70
Instructional Systems Technology IST IST
1975—1976
126 25 26
EdS 75 1979
IST 48
83
IST IST
IST

IST			IST		
IST	42	18	IST	42	12
		18			18
	IST	3	IST	3	
	IST	3	IST	3	
	IST	12	IST	12	
	IST	24	IST	24	
IST 27			IST 27		
		9			9
		6			6
		12			12
ST	IST	6	IST	IST	6
IST 15			IST 15		
		3			3
		12			12

IST

Charles M Reigluth

Curtis Bank

“ Wikibook”

“ Wikibook” Wiki
 “ ” “ ” “ ”

CRLT IU

K- 12 IDD & E

Quest Atlantis wwwQuestAtlantis.org 8
 CRLT Technologies for Instructional
 Sasha Barab Settings I II
 IST Analysis for Human
 Performance Technology Decisions

2 Syracuse University
 1948 IDD & E

Instructional Design
 Development and Evaluation IDD & E 1948

Graduate Assistant) Teaching Assistant

4

20 60
 “ ”
 1963
 Instructional Communications 1975

Area of Instructional
 Technology “ ” IDD&E 8
 IDD & E PhD
 Academic Research Professional
 1979 “ Studies EdD
 ” 4

1948 1998 50 IDD & E
 932 644

C.A.S. 288 EdD PhD
 38%

28% 14% 7%
 4% K- 12 1% K- 12
 IDD & E C.A.S.

IDD & E IDD & E

	/	/
	/	K-12 / /
	/ /	/ / /
	Research Manager	/ / /
Primary Reference Groups		/ /
Boundaries of Inquiry Problems	/	

IDD&E
 Alan Foley
 Acquisition of Shared Digital Video Data Analysis
 Infrastructure NSF 473434
 Dr. Jing Lei

—
 IDD&E NASA NSF 2005
 3 University of Georgia
 60
 Department of Audiovisual
 Education 70
 Skelton
 Department of Educational Media and Librarianship
 6

20 70

1982 Kent Gustafson
 Instructional Technology
 20
 90 20 70
 21
 the Learning and Performance Support Laboratory LPSL
 Hannafin

LPSL
 “ ”
 2005
 —
 EPIT 2008
 “ Learning Design and Technology
 LDT ” 2010
 LDT
 LDT
 School Library Media
 LDT
 LDT

	/
	1
	1
	1
	3
	3
	6
Cognate Area	9 advisory committee

LDT The Research Oriented Med

LDT
EPIT/LDT

MEd EdS

K-12 S5 S6
EPIT Academic Computing 26
Center

SPSS
K-12

Increasing Student Achievement with Digital Resources
21 STEM 21st Century STEM Labs
Increasing Student Literacy
eTextbooks AP Engaging
AP Students Through Mobile Handheld Computing
4 Florida State University

1968 Robert M Morgan
Department of Educational Research
Chair the Instructional Systems
Program IS Morgan

Robert M Gagne Roger Kaufman Leslie J Briggs Robert
Branson

1973
“ ”
Morgan
1969 LSI <http://www.lsi.fsu.edu/>

20 70 Walter
Wagner Robert Reiser “
” Marcy Driscoll 1980 1985
ARCS John Keller

s 0 u

Mentor

LDT
Master's Project

12 IS
the Student's Advisor

1999

104

Speak Easy

LDT 2011

<http://speakeasyproject.weebly.com>

5

6 IS
Stanford University

1996

Learning Design and Technology

LDT

Rich Shavelson

LDT

Portfolios

Brigid Barron Robbie Case James

Greeno Michael Karil Decker Walker

<http://use-ldt.stanford.edu/students/portfolios>

LDT

LDT

LDT

Shelley

Goldman

LDT

K-8

the Stanford K-8 Charter School

Faculty

Sponsor Dan Schwartz

LDT

LDT

7

LIFE

Co-Director

LDT

LDT	
Design Process	

Learning Sciences and Technology Design LSTD

LSTD Cross-Area

LSTD

LSTD

MA
 SISLT
 Ed.S
 1
 Online Educator

MEd EdS
 PhD
 MEd
 Technology in School
 K- 12
 2

SISLT

ISLT

SISLT

Allen Institute

15

Learning System Design & Development LSDD
 LSDD
 by Doing 8
 Learning

3

SISLT

Digital Media ZONE

the Information Experience Laboratory

Usability

SISLT

11 8 SISLT

3

3	
3	
4 12	4 12
	I II
	Flash

SISLT

James Laffey

CANS

CANS

Sakai

Laffey

iSocial

SISLT

Khon Kaen University

Prince of Songkla University

SISLT

Information Science & Learning

Technology

SAKAI

/

"

7

The Pennsylvania State University

Instructional Systems

ISLT

Workforce Education and Development

Adult Education

PhD

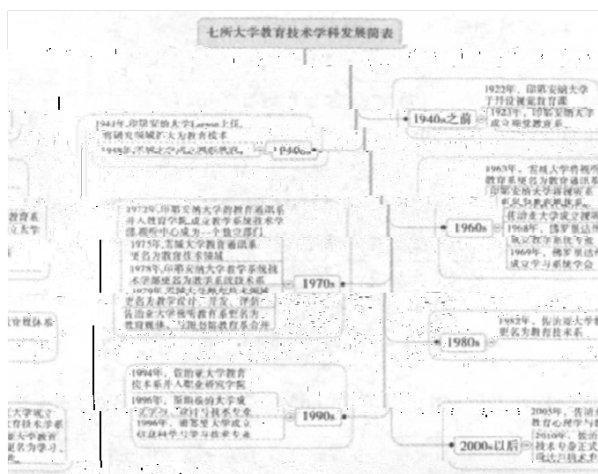
MEd

2009 Certification 8 IS 3 Formulation
 IS
 5 IS 3
 3 9-12 9-12 Design Studio IS 3-6 IS
 1
 IS PhD 1 70
 IS
 Implications 70
 IS 20
 IS IS 20 80 64
 IS — 90 2000 21
 49
 IS 20 70

2

1290

1



20

1940

3

2

9 10

“ ”